

Mobi Media Quintet24 Release



March 2025: Retailer Info



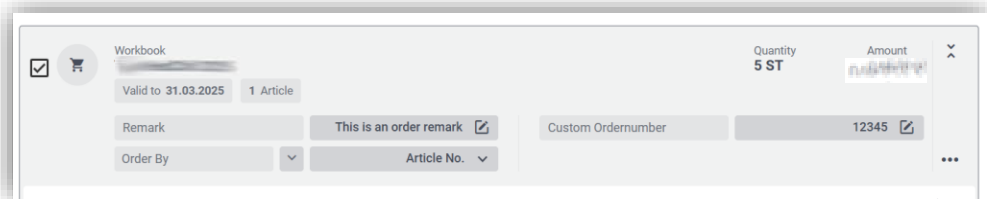
1. New features

❖ Shopping cart:

○ Improved visualization of the shopping cart header

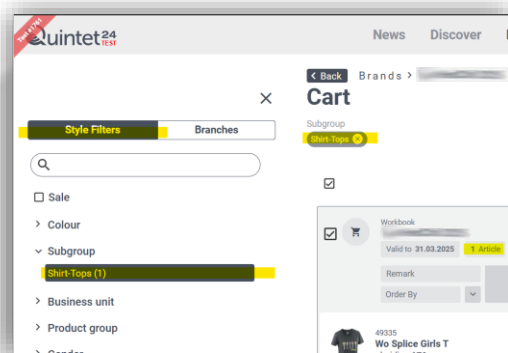
We have improved the design of the shopping cart header in the “Shopping cart” module to make it easier for you to find your way around:

- The header fields are displayed in blocks and improved visualization.
- The header remains in place when scrolling down. To gain space, however, the header information closes and opens again when scrolling upwards.



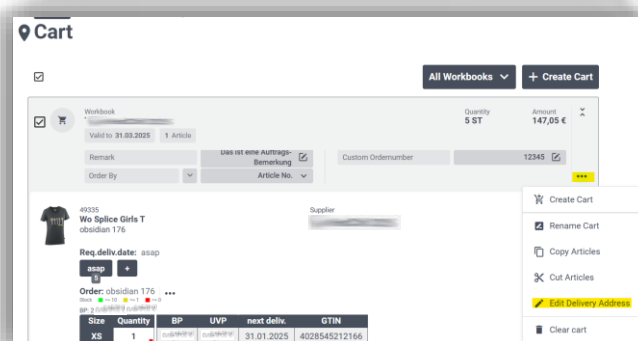
○ New search, filter and sorting options in the shopping cart

We have added an additional search, filter and sort option to the left-hand sidebar so that you can find the items contained in larger shopping carts more quickly and easily. The function is identical to the filter sidebar in the assortment or catalog area.



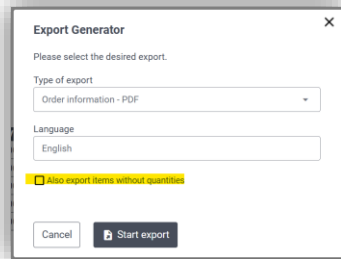
○ Shopping cart module: Change delivery address

For customers with multiple delivery addresses, the delivery address can be changed in the shopping cart header in the shopping cart module via the context menu, or a one-time address can be entered.



- **Export shopping cart as PDF/Excel optionally with zero quantities**

In future, the option “with zero quantities” can be checked in the export dialog in order to be able to export items in PDF/Excel for which no quantities have been entered.



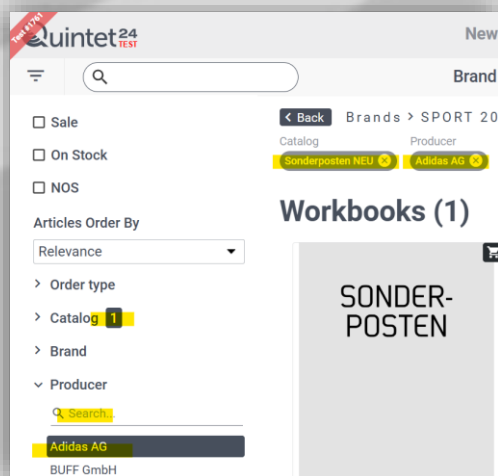
- **Sorting in the shopping cart**

If you sort articles in the shopping cart, e.g. ascending by article number, the colors will be sorted accordingly. This means that sorting is the same as sorting within assortments.

- ❖ **Improved visualization of the filter sidebar**

We have also improved the layout of the filter sidebar to make it easier to work with:

- When opening the filters, all categories are now collapsed to provide a better overview of the available filters.
- When a filter category is expanded, all items in the category are loaded.
- When scrolling, the filter category remains at the top so that it can be collapsed at any time.
- The “more” button is no longer available.
- When a filter is expanded, a search field appears below the filter category, allowing you to find the desired filter option quickly and easily.
- If a filter has been selected, the number of selected attributes is displayed after collapsing so that you can always see where a filter has been set.
- In addition, the selected filters are displayed as so-called “filter pills” with the headings of the selected attributes. By clicking on the “X” next to a filter pill, you can quickly and easily remove the individual filters again.



3. Outlook

We are currently working on the following major functions:

- **Integration of Evolution budget planning in Q24**