




Mobi Media Quintet24 Release



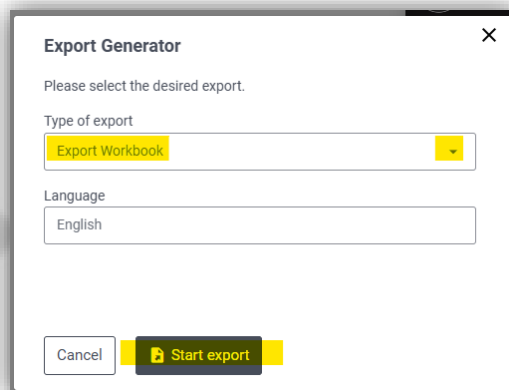
January 2025: Admin Info



## 1. New features

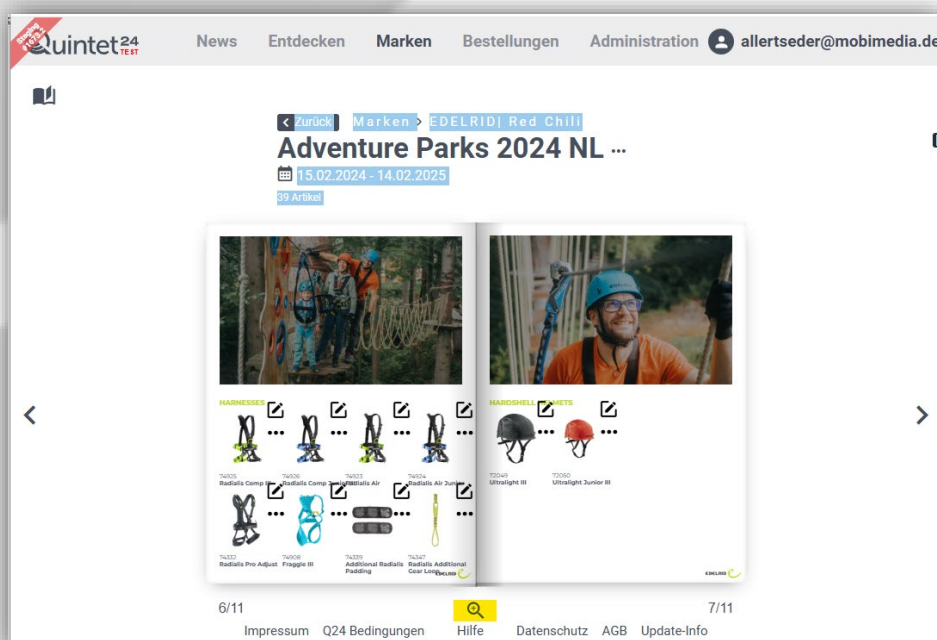
### ❖ New export dialogue

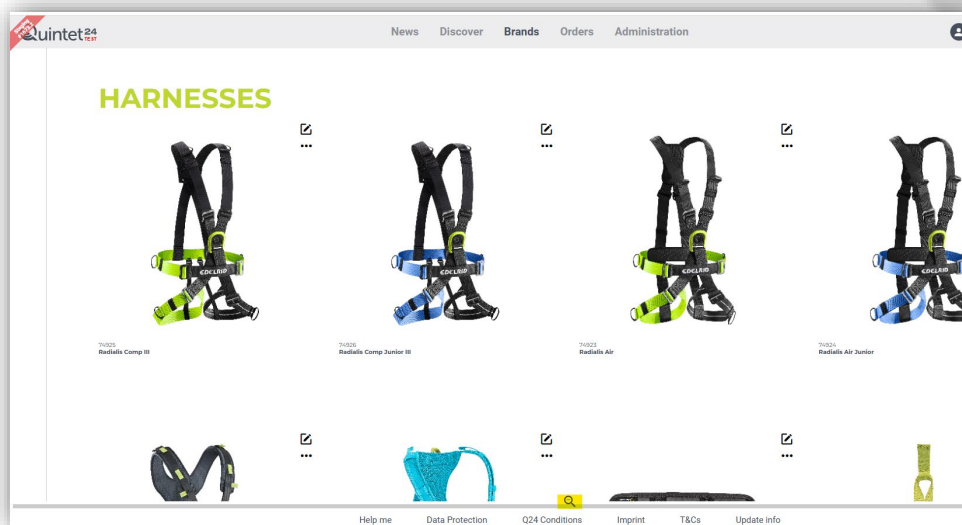
The export dialogue in the workbooks and in the shopping cart previously consisted of a list of various available exports. From now on, there is only one export dialogue from which the desired export can be selected in a dropdown menu. Depending on which export has been selected, further selection options, such as the language, may appear.



### ❖ Optimization of the zoom function in the workbook

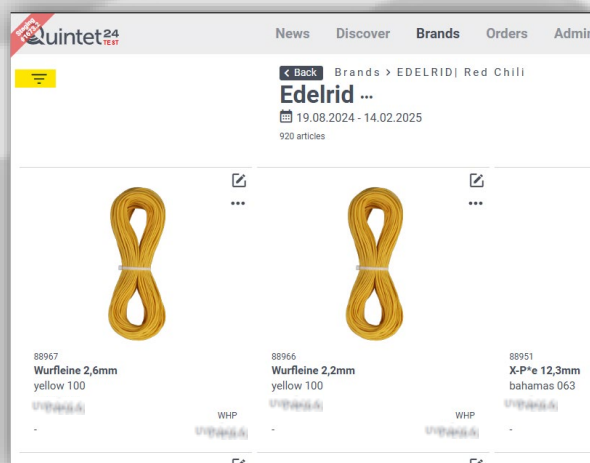
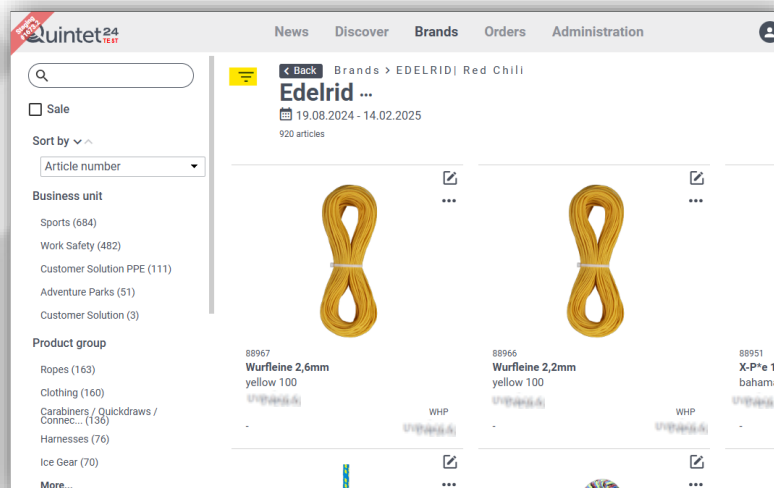
To get a better view in a workbook, you can now zoom into the open workbook page using the magnifying glass function.





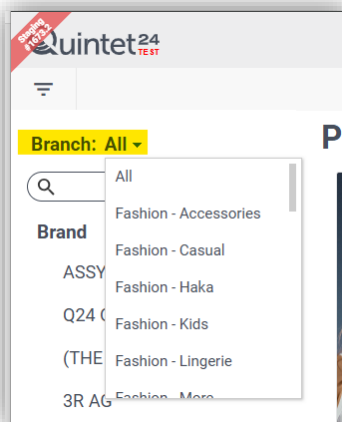
### ❖ Show and hide filter area

To get more space for the articles in assortments and catalogues, it is now possible to hide and show the filter bar.



### ❖ Discover area redesigned

We have removed the 'Sort' function in the left filter bar. Furthermore, the top line with the industry filters has been converted into a dropdown in the filter bar.



### ❖ Shopping basket export: Sorting

When exporting shopping carts, the sorting that was selected in the shopping cart module will always be used in future. This should make it easier to compare shopping carts and exports and avoid confusion.

### ❖ Cross-workbook hit display: maximum number of items 10,000

For search queries with more than 9999 hits, 9999+ will be displayed in future.

### ❖ Improvement of export creation in the background

The background process has been reorganized so that even large exports can be processed more quickly and stably. In future, several parallel processes (worker pods) can be activated for processing the shared queue. This parallel processing has been set up for all Quintet24 exports.

## Optional functions (if used by brand)

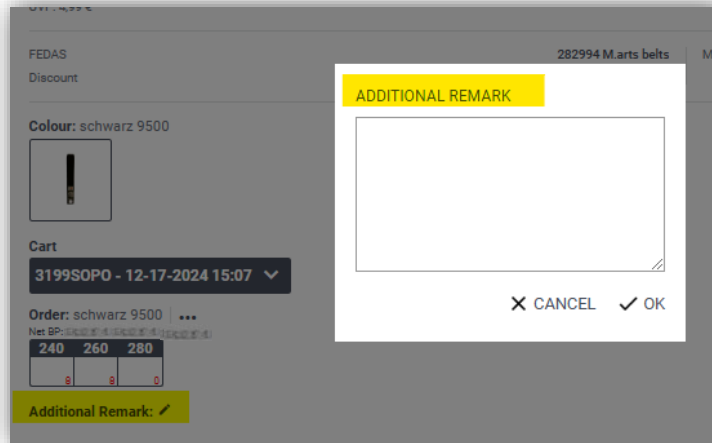
### ❖ Cancellation prices (discounts) are now also displayed in article tiles

The original price is shown crossed out and the reduced price is shown underneath so that you can easily recognize the reduction and its amount.



### ❖ Add notes to the article

If it has been activated for your brand, you will be able to store additional information for the item at colour level in future. You can enter this information in the item detail dialogue and in the shopping cart module. These notes are then output both in the order confirmation (PDF) and in the Excel export.



### ❖ Display / note for minimum quantity violations

When using the rulebook, rule violations for minimum quantities are now correctly displayed in the rulebook note dialogue. When clicking on the article in the rules dialogue, the focus jumps to the selected article.

### ❖ Minimum quantities at shop level

When using the store or store class distribution and simultaneous minimum quantities at article or colour level, the interface in the store/store class distribution has been improved so that it is easier to see whether the specified minimum quantities have been reached either at shop level or across all shops

**Erfassung: Black / White** ...  
EK: 77666 | UVP: 77666

Filiale	Klasse	Summe	Mindestmenge Modell	Mindestmenge Farbe	36	38	40	42	44	46	48	50	52	
1130 WOBC	A	321	45 / 40	12 / 12		3	4	8	4	6				...
1104 K RC	A	267	45 / 40	12 / 12						12	7		4	...
1109 KS CP	A	464	45 / 40	12 / 12	3			2	2					...
1117 HH EE	A	97	45 / 40	3 / 10	1			4	5	6	7	12		...
1124 NE RC	A	123	45 / 40	12 / 12			1	2	2	3	4	1		...
1126 DO TG	A	236	45 / 40	12 / 12			2	2	2	3	4			...
Summe					4	3	7	18	15	30	22	13	4	...

### ❖ LOT order

Where used, the LOT sequence can now be displayed in alphanumeric ascending order.



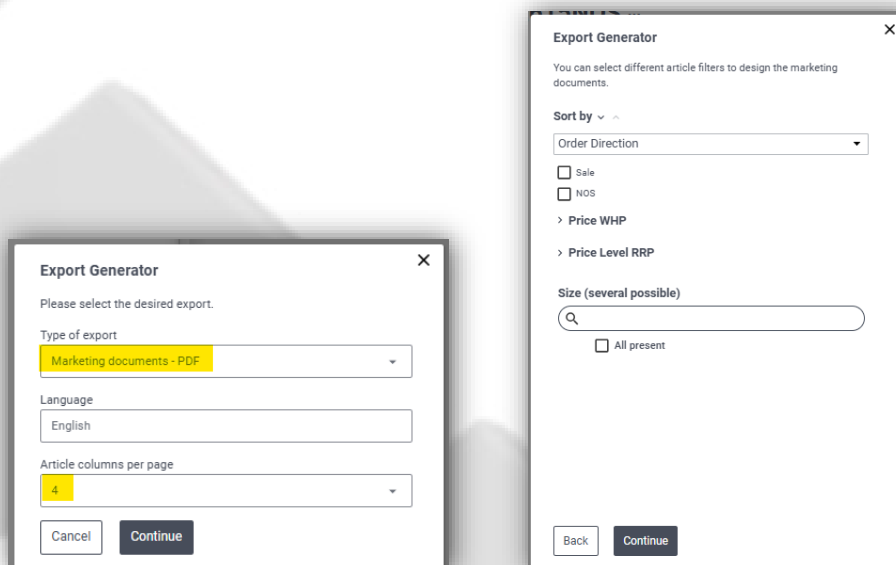
## 2. Improvements

- ❖ With the 'Reset filter' function, the categories are now collapsed again.
- ❖ For assigned shops with different currencies, the currency of the active shopping basket is now always displayed correctly.
- ❖ When entering quantities on Samsung Galaxy Tab S8, the double event handling for touch/click events has been corrected.
- ❖ If the purchase price has been hidden, this is now also taken into account when exporting the shopping cart to Excel.
- ❖ In the article management (administration), the article description is now displayed correctly according to the set language.
- ❖ When opening shopping baskets that have already been completed, the original stocking levels are now displayed correctly again for contained LOTS.

## 3. Administration

### ❖ New export 'Marketing document'

A new export can now be generated from a workbook or shopping cart. Filters can be set via a sub-dialogue and the desired sorting and article attributes can be selected.



### ❖ Visibility of premium suppliers

Within an association environment, premium suppliers can be labelled by the association admin in the brand management. These are then displayed at the top of the brand overview in a separate 'PLUS brands' section (and also under 'My brands' or 'Other brands').

### ❖ PDF workbook: Automatically recognize article numbers for manufacturer article numbers

When using the optional function for PDF-based workbook creation with automatic article recognition and linking, the manufacturer article number can now also be used as an alternative to the article number (if available).

## 4. Outlook

We are still working on the following function:

### ❖ **Domino imports**

In future, the import of article and customer master data will be handled via a new 'Domino' importer. This will replace the old system in the background (MMServers and Sysmanager). With this modern system, we are using the latest technologies, which we expect to provide greater stability, faster imports, better scaling, improved logging and an alert system to enable problems to be recognised and rectified quickly. We are already successfully processing parts of the import such as image import, customer master and some project-specific tables in selected projects. You can monitor the imports from Quintet24 and start them manually if required.